



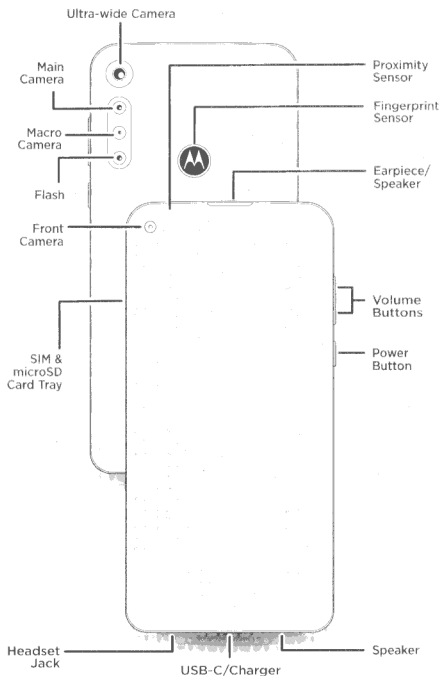
moto g
POWER

read me
léeme

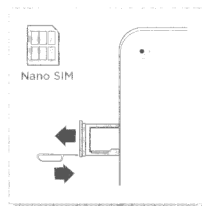
en-US
es-US

Let's get started

Before using your phone, please read the safety, regulatory, and legal information provided with your product.

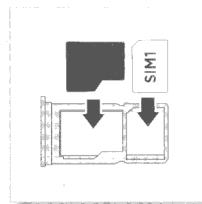


Put in the cards & power on



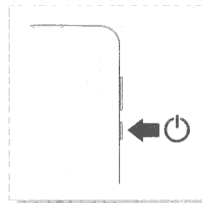
- 1 Insert the SIM tool into the tray hole to pop out the tray.

Make sure you use the correct size SIM card and don't cut the SIM card.



- 2 Insert the SIM card with the gold contacts down, then gently push the tray into the slot.

Add a microSD card for additional storage*.



- 3 Press and hold the Power button, then follow the prompts to get started.

Help & more

Get answers, updates, and info:

- **Help is here:** From the home screen, swipe up and tap **Settings > Help** to learn how to use your phone and get support
- **Get more:** Get software, user guides, and more at www.motorola.com/mymoto
- **Get apps:** Tap **Play Store** to browse and download apps.
- **Legal information:** This guide provides important legal, safety, and regulatory information that you should read before using your product. For the complete legal information, from the home screen swipe up and tap **Settings > About phone > Legal information** (Android 9) or **Settings > About phone > Legal information** (Android 10); or visit www.motorola.com/device-legal

Water repellent. Your phone is not waterproof. For more about your phone's water-repellent design and care, swipe up from the home screen and tap **Settings > About phone > Legal Information**

Battery safety. To prevent possible burning and injury, the battery in your phone should only be removed by a Motorola-approved service center or similar skilled personnel.

If your phone becomes unresponsive, press and hold the Power button until the screen goes dark and your phone restarts. Charge your phone using a compatible Motorola charger. Use of other chargers is not recommended. Don't charge your phone in temperatures below 0°C (32°F) or above 45°C (113°F). For more, swipe up from the home screen and tap **Settings > About phone > Legal information** or visit www.motorola.com/device-legal

Warning about high volume usage. To prevent possible hearing damage, do not listen at high volume levels for long periods.

Disposal & recycling. Please recycle products and packaging responsibly. To find out more, go to: www.motorola.com/recycling

Legal disclaimers. Features, services and applications are network dependent and may not be available in all areas; additional terms/charges may apply. Features, functionality, and other product specifications, as well as the information contained in this guide, are based upon the latest available information and believed to be accurate at the time of printing. Motorola reserves the right to correct or change any information without notice.

Arbitration. Your purchase is governed by a binding arbitration clause. For more information and how to opt-out, see the legal guide that came with your phone.

*microSD card is optional, sold separately.

